

## Original Article

**Biodiversity Species and Ecological Distribution of Scorpions in the City of Darmian, Southern Khorasan, Iran**Farzad Motevalli Haghi<sup>1</sup> Mohammad Yousef Mogaddam<sup>2</sup> Ahmad Ali Enayati<sup>3</sup>  
Rouhollah Dehghani<sup>4</sup> **Mahmoud Fazeli-Dinan<sup>5\*</sup>**

1. Assistant Professor, Department of Medical Entomology and Vector Control, Health Sciences Research Center, Addiction Institute, Mazandaran University of Medical Sciences, Sari, Iran
2. Master of Science (MSc), Darmian Health Network, Birjand University of Medical Sciences, Birjand, Iran
3. Professor, Department of Medical Entomology and Vector Control, Health Sciences Research Center, Addiction Institute, Mazandaran University of Medical Sciences, Sari, Iran
4. Professor, Department of Environmental Health, Social Determinants of Health Research Center, Kashan University of Medical Sciences, Kashan, Iran
5. Assistant Professor, Department of Medical Entomology and Vector Control, Health Sciences Research Center, Addiction Institute, Mazandaran University of Medical Sciences, Sari, Iran

\*Correspondence to: Mahmoud Fazeli-Dinan  
[fazelidinan@gmail.com](mailto:fazelidinan@gmail.com)

(Received: 31 Jul. 2018; Revised: 14 Sep. 2018; Accepted: 24 Nov. 2018)

**Abstract**

**Background and purpose:** Scorpionism is a public health problem in Darmian City. This study was conducted to determine the biodiversity and faunistic of scorpions in order to discover the health preventive features of scorpion sting among the residents of these regions.

**Methods:** A nightly and daily actively searching on distribution and biodiversity of scorpions was carried during April 2015 to March 2016 in Darmian, Iran.

**Results:** A total of 685 scorpions including five species belonging to Buthidae family were identified. The highest abundance was observed in warmer months, and *Mesobuthus eupeus* (54.5%) was the most abundant species. The researchers found a positive correlation between abundance and temperature and a negative correlation between abundance and humidity. The scorpions were observed with more nocturnal activity and were well-adapted with more abundance to the plain, rural, and outdoors environments. Regarding constancy index, all species except *A. crassicauda* were classified as constant species (C=100). There was no significant difference in the richness of scorpions in different time collections (day or night), geographical areas (plain or mountainous), regions collected (urban or rural), and places (indoors or outdoors). The Shannon and dominant indices were found to be not significantly different between mentioned sites except in time collection.

**Conclusions:** Species composition of scorpions revealed that scorpions were constantly active throughout the year which can play an important role in sting events. So, familiarity of healthcare experts and indigenous people with existing species and their seasonal activities can largely reduce the risk of scorpion stings.

**Keywords:** Biodiversity Species; Fauna; Scorpion; Rarefaction; Darmian

**Citation:** Motevalli Haghi F, Mogaddam MY, Enayati AA, Dehghani R, **Fazeli-Dinan M\***. Biodiversity Species and Ecological Distribution of Scorpions in the City of Darmian, Southern Khorasan, Iran. Iran J Health Sci. 2018; 6 (4): 10-21.

## 1. Introduction

Scorpions as one of the most important taxa occupy various areas (1). These Taxa with nearly 2000 known species have been scattered in many terrestrial ecosystems (2, 3). Among these numerous species of scorpions only few species have been concerned in envenoming of humans. But scorpion stings and deaths from it with the approximate rate of 1,230,000 and 3250 cases per year, respectively (4-6) is recognized as considerable health problem in the tropical and subtropical regions including Iran (7, 8).

In the study of biodiversity of scorpions, temporal and spatial scales play an effective role (1, 2, 9). On the other hand, ecological conditions could have an effective relationship with scorpionism and health problems (6, 7). Therefore, assessment of the patterns of distribution and biodiversity of scorpions could be very important in health problem (7, 10).

Iran as one of the largest countries in the Middle East has a variety of climates that provide suitable conditions for a huge diversity of organisms, such as scorpions (11). Scorpions are abundantly distributed in many parts of Iran, and at least four families including 18 genera and 51 species are identified (5, 6, 11). Annually, 40,000-50,000 people are stung by these species in Iran (6). Among these, some genera, such as *Androctonus* and *Hemiscorpius* are known as medically important species in Iran (11). Therefore, information about scorpions' fauna in Iran can be very useful in running control programs of scorpions and scorpionism (6). Southern Khorasan Province (32.8653° N 59.2164° E) is located in the east of Iran. Darmian city (32°50'13" N, 59°54'11" E) covering 5,797 km<sup>2</sup> of Southern Khorasan is located in the East of the province. Based on Southern

Khorasan Environmental Protection Agency (2016), Darmian is located in lowland and mountainous area. Vegetation of the area mainly consists of steppe-desert and grassland. Weather conditions are usually warm and dry, or cold and dry, which could provide favorable conditions for the activity of scorpions. But unfortunately no studies concerning scorpion biodiversity have so far been carried out in Darmian city.

The present study is the first complete project on the biodiversity and community level attributes of scorpions in Darmian. The study was conducted as actively searching using UV light at night and daily collection from the shelters (permanent + temporary) as sampling methods. The main objective of this study was to investigate the community of scorpions from two different habitats (plain and mountainous regions) within urban and rural areas. Also, indoor and outdoor places were considered for further study. In addition to determining the biodiversity parameters (richness, Shannon, and Dominant indices), abundance, and seasonal variations of scorpions were calculated as the other purpose of our study during 12 months. Therefore, the current study was conducted in order to take preventive health measures of scorpion sting among the residents of these regions.

## 2. Materials and Methods

### 2.1. Study area

Darmian city is characterized by two different topographical scales (plain and mountainous). Based on climate patterns, vegetation and geographical locations, urban and rural areas, plain and mountainous areas, 10 sites (Table 1) were systematically selected by randomized

cluster sampling method. For each site, two transect (residential and non-residential premises) were designed. Totally, twenty transects (60m×60m) were selected for sampling efforts, and scorpions were separately captured within residential and non-residential premises during 12 months (April 2015 – March 2016).

## 2.2. Study design

The required sample size (n) was calculated by 25% of prevalence rate of scorpion stings in the province (p=0.25), 95% confidence interval at 5% ( $\alpha=0.05$ ), desired absolute precision (d=0.04), and Z-score (Z=1.96), through the following formula:

$$n = \frac{Z^2 \cdot \frac{p(1-p)}{d^2}}$$

where, n=required sample size; p=expected prevalence; d=desired absolute precision. Totally, 450 scorpions (n=450) were determined for minimum sampling required.

## 2.3. Scorpion sampling

Samplings were randomly conducted by walking along transects. Scorpions were collected by actively searching each site during the day and at night (with an ultraviolet flashlight) (1, 12). Sampling effort per transect was limited to 120 min during the day and 120 min at night. All sites were sampled monthly during April 2015 to March 2016. All samples were preserved in 75% ethanol and were transferred to the Entomology Laboratory of Mazandaran University of Medical Sciences, Sari, Iran. The scorpions were identified using appropriate keys (13, 14), and stored in the collection of Medical Entomology Museum of Mazandaran University of Medical Sciences, Sari, Iran.

## 2.4. Data Analysis

### - Categories of Dominance

To evaluate the dominance structure of scorpions, Heydemann's classification was used (15). This classification has five ranks of dominance: eudominant (more than 30%), dominant (10–30%), subdominant (5–10%), rare (1–5%), and sub-rare species (less than 1%). Constancy of species (2) was also calculated through the following formula:  $C = \frac{P \times 100}{N}$  (16), where, P = number of samples in which the species is present; N = total number of samples. Species were then classified in three levels of constancy as: constant (when present in > 50% of samples), accessory (present from 25% to 50%) or rare (< 25% of samples).

Species richness, Dominance, and Diversity were also calculated through Margalef Index ( $D_{Mg} = \frac{S-1}{\ln N}$ ), Simpson's dominance ( $D = \lambda = \sum_{i=1}^S P_i^2$ ) and Shannon indices ( $H' = \sum_{i=1}^S P_i \ln P_i$ ), respectively. To compute whether species were dispersed uniformly crosswise over microhabitats, Evenness Index was utilized (17-19); where N equaled the total number of individuals in the sample, S = the number of species in the sample,  $P_i = \frac{n_i}{N}$ ;  $P_i$  equaled the proportion of individuals found in the *i*th species, and  $n_i$  = number of individuals of taxon *i*th. Diversity *t* test was then performed by comparing the Shannon and Simpson diversities in two samples (20). To verify the sampling sufficiency to assess true richness and to determine the observed and estimated richness of scorpions, rarefaction curves were used using the following

$$\text{formula: } E(Sn) = \sum_{i=1}^S \left[ 1 - \frac{\binom{N-N_i}{n}}{\binom{N}{n}} \right],$$

where N= total number of individuals in the sample, S= total number of species, and  $N_i$ = number of individuals of species number *i*.(21-24).

Statistical analyses were performed using PAST Software, Version 3.02 (25).

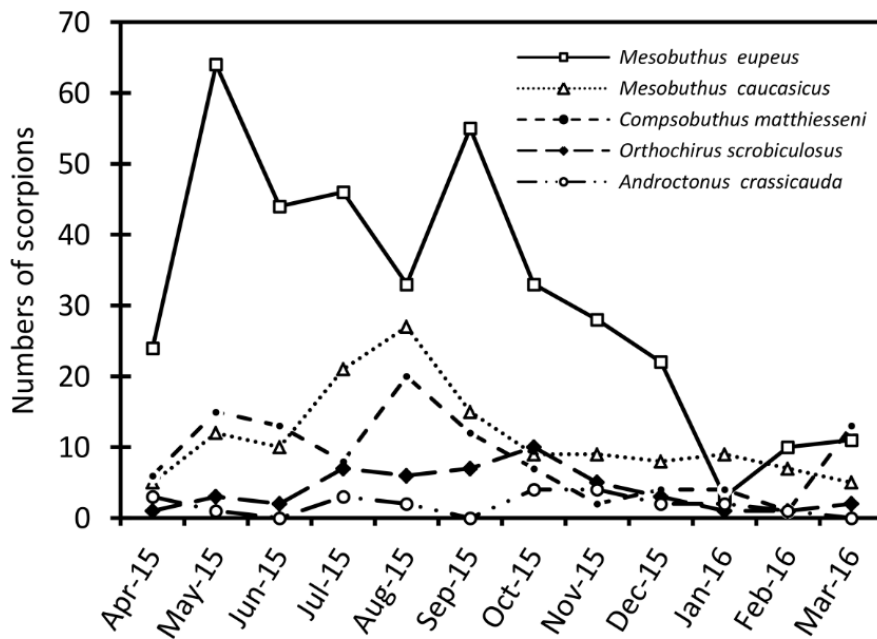
### 3. Results

During the study period, the researchers collected 685 specimens representing five species belonging to the Buthidae family. The most abundant species was *Mesobuthus eupeus* (54.5%). It was followed by *M. caucasicus* (20%), *Compsobuthus matthiesseni* (15.3%) and *Orthochirus scrobiculosus* (7%).

The least abundant species was *Androctonus crassicauda* (3.2%). Dominance structure of scorpions showed *M. eupeus*, and *A. crassicauda* were eudominant (54.5%), and rare (3.2%) species, respectively (Table 2). At the species level, *M. eupeus* was the most common species in all months, except January and March (Figure 1).

**Table 1.** Location of the sampling sites, with emphasis on climate and geographical location

Region	Area	Climate	Mean annual precipitations (mm)	The average annual temperature (°C)	Average annual humidity	Vegetation	Geographical location		
							Longitude (E)	Latitude (N)	Above sea level (m)
Tabas	Plain (rural/urban)	Warm and dry	0	16.8	33.2	Steppe desert	54 11	32 47	1474
Gazik	Plain (rural/urban)	Warm and dry	11	16.2	34.3	Steppe desert	60 14	33 58	13 60
Asadieh	Plain (rural/urban)	Warm and dry	143.8	16.7	34	Steppe desert	60 01	32 55	15 00
Darmian	Mountainous	Cold Mountain	0	12.6	33	Meadow	59 58	32 55	20 00
Noghab	Plain (rural/urban)	Warm and dry	13	15.9	35.3	Steppe desert	59 56	33 59	14 76
Boorang	Plain (rural/urban)	Warm and dry	0	16.2	34.4	Steppe desert	59 44	33 01	14 74
Gasak	Plain (rural/urban)	Warm and dry	0	16.6	33.7	Steppe desert	59 40	33 02	14 75
Ghahestan	Mountainous (rural/urban)	Cold Mountain	9.5	14.7	37.5	Steppe desert	59 42	33 10	20 10
Khan	Mountainous (rural/urban)	Cold Mountain	0	14.6	37.6	Steppe desert	59 48	33 11	20 15
Takhteh Jan	Mountainous (rural/urban)	Cold Mountain	0	15.3	36.3	Steppe desert	59 45	33 15	14 75



**Figure 1.** Seasonal dynamics of the different species of scorpions during the study period (April 2015-March 2016) at different sites of Darmian, Iran

The results of the study showed that night (51.5%), plain (66.1%), rural (72.8%), and outdoor (59.1%) collections caught more

scorpions than day (48.5%), mountainous (33.9%), urban (27.2%) and indoors (40.9%) collections, respectively (Table 2).

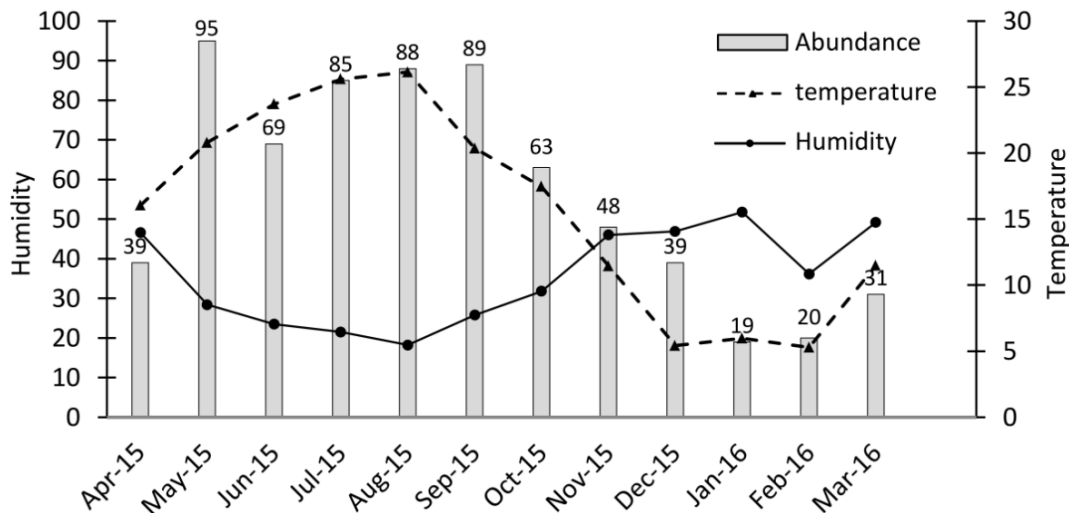
**Table 2.** Diversity parameters ( $H'$ ,  $D$ ,  $D_{Mg}$ ,  $E$ ) and abundance (N) of scorpions in different types of scenarios in the Darmian city

Species	Time Collection		Geographical area		Region collected		Places		Total	Dominance of structure
	Night (N,%)	Day	Plain	Mountainous	Urban	Rural	Indoors	Outdoors		
<i>M. eupeus</i>	181 (26.4%)	192 (28%)	257 (37.5%)	116 (16.9%)	105 (15.3%)	268 (39.1%)	154 (22.5%)	219 (32%)	373 (54.5%)	Eudominant
<i>M. caucasicus</i>	82 (12%)	55 (8%)	96 (14%)	41 (6%)	31 (4.5%)	106 (15.5%)	64 (9.3%)	73 (10.7%)	137 (20%)	Dominant
<i>C. matthiesseni</i>	55 (8%)	50 (7.3%)	58 (8.5%)	47 (6.69%)	32 (4.7%)	73 (10.7%)	43 (6.3%)	62 (9.1%)	105 (15.3%)	Dominant
<i>O. scrobiculosus</i>	27 (3.9%)	21 (3.1%)	22 (3.2%)	26 (3.8%)	8 (1.2%)	40 (5.8%)	15 (2.2%)	33 (4.8%)	48 (7%)	Subdominant
<i>A. crassicauda</i>	8 (1.2%)	14 (2%)	20 (2.9%)	2 (0.3%)	10 (1.5%)	12 (1.8%)	4 (0.6%)	18 (2.6%)	22 (3.2%)	Rare
Total	353 (51.5%)	332 (48.5%)	453 (66.1)	232 (33.9%)	186 (27.2%)	499 (72.8)	280 (40.9%)	405 (59.1%)	685 (100%)	
Biodiversity indices										
$H'$	1.41	1.2	1.42	1.26	1.22	1.24	1.17	1.27		
$t$ test		3.9		2.6		-0.28		-1.66		
$df$		521.39		454.63		313.31		608.27		
$p$		< 0.0001		0.01		0.78		0.09		
$D$	0.27	0.39	0.29	0.33	0.38	0.36	0.38	0.35		
$t$ test		-4.4		-0.71		0.53		0.8		
$df$		428.63		446.38		307.04		621.5		
$p$		< 0.0001		0.08		0.59		0.4		
$D_{Mg}$	0.64	0.69	0.74	0.73	0.77	0.64	0.7	0.66		
$E$	0.82	0.66	0.82	0.77	0.67	0.68	0.64	0.71		

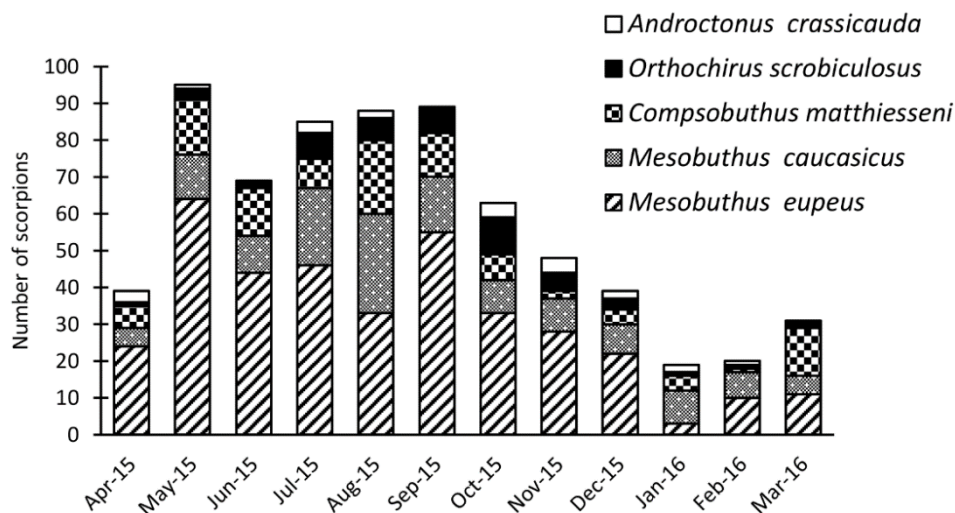
Downloaded from jhs.mazums.ac.ir at 19:29 +0330 on Tuesday January 22nd 2019 [ DOI: 10.18502/jhs.v6i4.200 ]

*A. crassicauda* was the only species found to be rare, with a constancy index of  $C = 5$ , while other species were classified as constant species ( $C = 100$ ). Scorpions were more collected during the warmer months (Figure 2). Monthly Scorpion abundances were significantly and negatively correlated with monthly mean humidity (Pearson

correlation coefficient,  $p < 0.01$ ;  $r_s = -0.85$ ). Positive significant correlation was also observed between scorpion abundances and temperatures ( $p < 0.01$ ;  $r_s = 0.88$ ). *M. eupeus* showed a peak of activity during May and September, while a small number of individuals were recorded throughout winter (Figure 3).



**Figure 2.** Variation in temperature ( $^{\circ}\text{C}$ ), Humidity (%), and the total abundance of scorpions during the study period (April 2015-March 2016) at different sites of Darmian, Iran



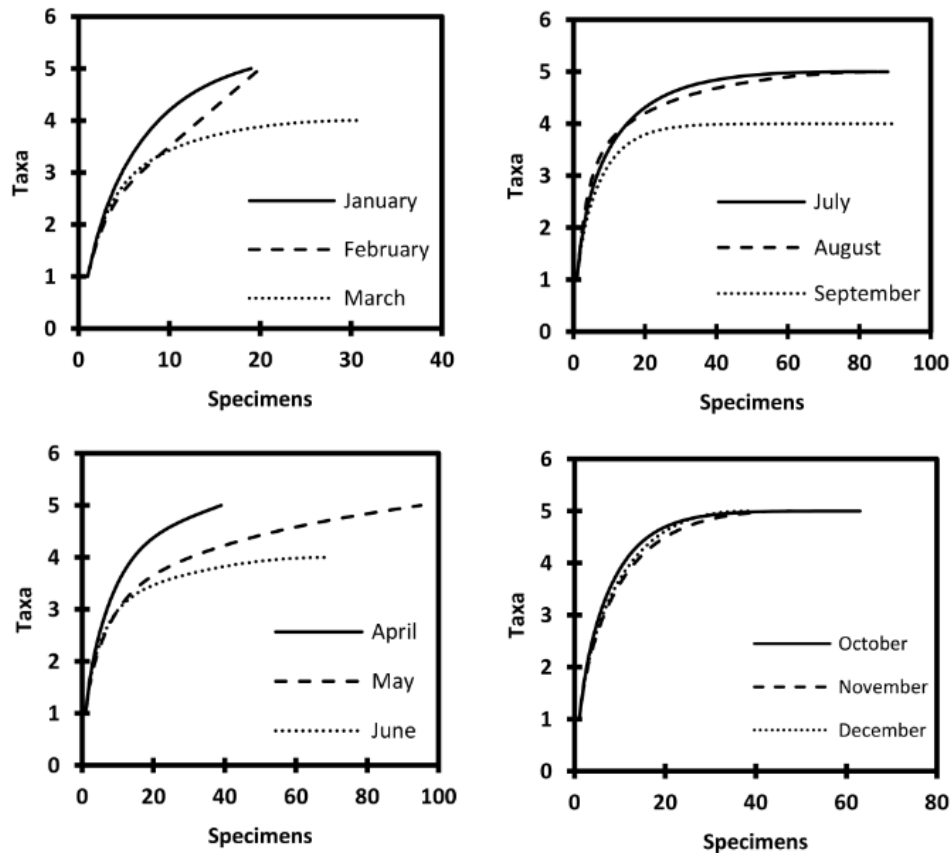
**Figure 3.** Display and comparison of the species composition of the scorpions recorded per month (April 2015-March 2016) at different sites of Darmian, Iran

Species richness did not differ in different parts of the study, while the Shannon Index was significantly ( $P < 0.001$ ) higher at night ( $H' = 1.41$ ) than in day ( $H' = 1.2$ ) (Table 2).

Evenness Index of scorpions was also higher at night ( $E = 0.82$ ) than in day ( $E = 0.66$ ), while Dominance Index showed a lower value at night ( $D = 0.27$ ) than in day

( $D=0.39$ ) (Figure 4). There was no significant difference between biodiversity indices in plain and mountainous areas,


urban and rural regions, as well as indoors and outdoors places ( $P>0.01$ ) (Figure 4).



**Figure 4.** Individual-based rarefaction curves for species richness of scorpions in different seasons.

Right-hand of rarefaction curves can be used to compare richness at different spatial and temporal scales. Monthly rarefaction curves in different seasons indicated that with the same sample size or specimens, the highest richness belonged to April and January. Hence, with the lowest sampling

effort, the maximum species was obtained. In summer, reaching the greatest number of species is more likely to happen in July and August compared to September, while Equal richness was observed in all months of the autumn (Figure 5).



**Figure 5.** Biodiversity indices [Shannon ( $H$ ), Dominance ( $D$ ) and Evenness ( $\exp(H)/S$ ), comparison between different special scales in Darmian, Iran

#### 4. Discussion

Iran has the highest rate of scorpion stings as compared to other countries in the Middle East, and in the meantime, Buthidae family have been incriminated as the main venomous scorpions in Iran (26). As the only observed family in Darmian, Buthidae has many deadly species with high compatibility to dry environment (27-29).

*M. eupeus* as the most dominant species in our study has widespread distribution in Middle East and Central Asia, including many parts of Iran. This species is one of the most important genera in terms of envenomation and has close association with human life (8, 30, 31). In the current study, *M. eupeus* along with other members of this family were observed with the



highest activity and density during the warmer months (May 2015 – September 2015). As a result, by reducing moisture during the warmer month, we encountered more abundance of scorpions (11). On the other hand, the effects of high temperature on increasing plant growth and subsequently herbivorous insects create favorable conditions for the scorpion activity, and consequently improve scorpion communities (2, 32, 33). These topics amplify the consideration of medical importance of envenoming to native people during spring and summer in Darmian.

There is no reported death due to *M. eupeus* in Iran (11, 34), but some reports of several deaths from sting of this species has been observed in Algeria and Tunisia (8). Sting by *M. eupeus* makes direct extreme agony at the sting location and causes a variety of symptoms as thirst, dry mouth, headache, nausea, irritability, and restlessness by affecting sympathetic and parasympathetic nervous systems (11, 30, 34). So, prevention is necessary and medical care must be observed in the face of this species, especially in warmer month.

*M. caucasicus* as dominant species in our study commonly dispersed in the central and east of Iran, and it is reported that its sting is not so dangerous (11), while *C. matthiesseni* as the other dominant species in our study has a relatively large distribution in Iran (11), and sting by this scorpion leads to hematuria. Hence, people strongly prefer to avoid any contact with *C. matthiesseni* (11, 35). *O. scrobiculosus*, that is scattered in the south, southwest, and central of Iran (11), was observed as subdominant species in our study. Although its sting causes a relative pain without the requirement for medicinal maintenance, but one death caused by its sting has so far been reported in Iran (14). Therefore, a subject

that should be considered is that, there is always the probability of stung for the people of this region by scorpions especially in warmer seasons.

*A. crassicauda*, also known as black scorpion, is the only species that has been classified as rare species. Although this species has been observed with low frequency in our study areas, this species is widely distributed in Iran, and is known as one of the most dangerous species in Iran with high rate of envenoming and with often deadly consequences (11, 36, 37). So, people in these areas should strongly consider the risks of exposure to this dangerous species.

The most abundant species are observed in outdoors, plains, rural areas, and slightly more at night. This suggests that these members of Buthidae family are more common in outdoors, plains, rural areas, and with a little more degree of nocturnal activity. Although it has been reported that some members of this family are common in indoors at night (38), some other studies noted that most scorpion stings occurred in outdoors at night (39). One of the main reasons which can be cited is that outdoors provide wide variety of favorable habitats for scorpions, such as rocks, boards, and vegetation. Also, control strategy is necessary to modify the entering areas of scorpion, and chemical control of scorpions in indoors (40) could be another reason for the less abundance of scorpions. It is known that scorpions are common in urban and rural areas of Iran (41), but in our study, rural areas showed the most abundant species than urban areas. It seemed that more vegetation in rural areas could be related to an increase in the abundance of insects, because it can provide more preys and lead to food availability for scorpions (2, 16).

In the current study, since the rarefaction curves for different months usually showed flattened asymptotic lines, so the estimations for abundances per month were not very critical, and as a result, increasing estimated densities of individuals per month usually did not increase the estimated number of species (richness) (42). Thus, enough sampling effort was made in all months to achieve the maximum species of scorpions. It is only possible that in February, a little more sampling effort was necessary to reach an asymptotic estimate of the species richness (9, 42).

Community diversity index (Shannon Index) at night showed the highest diversity level than day. Some species, then, can be seen, such as *M. caucasicus*, *C. matthiesseni* and *O. scrobiculosus* which can escape from daytime temperatures by moving below ground or into cracks. Species diversity was similar in other scenarios, (geographical areas, region collected, and places). It can be justified that long life span of scorpions along with factors such as low vagility, habitat specificity, extreme climate adaptability, food size specificity, cannibalism, adaptive radiation and predation by nocturnal predators may act as limiting features for species diversity (2, 43, 44). Thus, we probably cannot expect to observe a wide range of changes or differences in scorpion diversity.

### 5. Conclusion

Species composition of scorpions revealed that Darmian County with five species provides varying degrees of toxic species which are constantly active throughout the year. Although the present study showed that only a small number of scorpions like *A. crassicauda* are potentially life-

threatening for human it should not be neglected that most of them have an important role in sting events (11). Therefore, the presence of the eudominant species, such as *M. eupeus* along with dominant species like *M. caucasicus* and *C. matthiesseni* may increase the risk of scorpion biting to the residents of the area under this study, mainly in spring and summer. Being aware of this subject can lead healthcare experts and indigenous people to become familiar with and know how to confront bites caused by native scorpions and consequently reduce the risk of scorpion stings.

### Acknowledgment

We would like to thank the Health Deputy of Mazandaran University of Medical Sciences and our excellent partners in health centers in Darmian city, as well as Student Research Committee, Deputy for Research and Technology of Mazandaran University of Medical Sciences by grant No. 2021.

### Conflicts of interest

The authors declare that they have no potential conflict of interest.

### References

1. Nime MF, Casanoves F, Mattoni CI. Scorpion diversity in two different habitats in the Arid Chaco, Argentina. *Journal of insect conservation*. 2014;18(3):373-84.
2. Schwerdt L, Copperi S, Pompozzi G, Ferretti N. Diversity and seasonal composition of the scorpion fauna from a mountainous system on pampean grasslands in central Argentina. *Studies on Neotropical Fauna and Environment*. 2016;51(3): 169-175.
3. Cala-Riquelme F, Colombo M. Ecology of the scorpion, *Microtityus jaumei* in Sierra de Canasta, Cuba. *Journal of Insect Science*. 2011;11(1):86.
4. Francke OF. A critical review of reports of parthenogenesis in scorpions (Arachnida). *Revista ibérica de aracnología*. 2008;16(93):2007-104.

5. Pipelzadeh MH, Jalali A, Taraz M, Pourabbas R, Zaremirakabadi A. An epidemiological and a clinical study on scorpionism by the Iranian scorpion *Hemiscorpius lepturus*. *Toxicon*. 2007; 50(7):984-92.
6. Kassiri H, Kasiri N, Dianat A. Species composition, sex ratio, geographical distribution, seasonal and monthly activity of scorpions and epidemiological features of scorpionism in Zarrin-dasht County, Fars Province, Southern Iran. *Asian Pacific Journal of Tropical Disease*. 2015;5:S99-S103.
7. Dehgahni R, Vazirianzadeh B, Rahimi Nasrabadi M, Moravvej SA. Study of scorpionism in Kashan in central of Iran. *Pakistan Journal of Medical Sciences*. 2010;26(4):955-58.
8. Ozkan O, Kat I. *Mesobuthus eupeus* scorpionism in Sanliurfa region of Turkey. *Journal of Venomous Animals and Toxins including Tropical Diseases*. 2005; 11(4): 479-91.
9. Nikookar S, Moosa-Kazemi S, Oshaghi M, Vatandoost H, Yaghoobi-Ershadi M, Enayati A, et al. Biodiversity of culicid mosquitoes in rural Neka township of Mazandaran province, northern Iran. *J Vector Borne Dis*. 2015;52(1):63-72.
10. Amr ZS, Al Zou'bi R, Abdo N, Hani RB. Scorpion stings in Jordan: an update. *Wilderness & environmental medicine*. 2017;28(3):207-12.
11. Dehghani R, Fathi B. Scorpion sting in Iran: a review. *Toxicon*. 2012;60(5):919-33.
12. Foord SH, Gelebe V, Prendini L. Effects of aspect and altitude on scorpion diversity along an environmental gradient in the Soutpansberg, South Africa. *Journal of Arid Environments*. 2015;113:114-20.
13. Farzanpay R. *Knowing scorpions*. Teheran: Central University Publications; 1987 (No. 312, Biology 4), p. 231. [In persian].
14. Dehghani R, Valaie N. Classification of scorpions and their diagnostic clue. *KAUMS Journal (FEYZ)*. 2005;8(4):73-92. [In persian].
15. Heydemann B. Die Frage der topographischen übereinstimmung des Lebensraumes von Pflanzen-und Tiergesellschaften. *Verhandlungen der Deutschen Zoologischen Gesellschaft*. 1955:444-52.
16. Carmo RFR, Amorim HP, Vasconcelos SD. Scorpion diversity in two types of seasonally dry tropical forest in the semi-arid region of Northeastern Brazil. *Biota Neotropica*. 2013;13(2):340-4.
17. Magurran A. *Measuring biodiversity*. Oxford: Blackwell Publishing; 2004.
18. Magurran AE, Baillie SR, Buckland ST, Dick JM, Elston DA, Scott EM, et al. Long-term datasets in biodiversity research and monitoring: assessing change in ecological communities through time. *Trends in Ecology & Evolution*. 2010;25(10):574-82.
19. Shannon CE, Weaver W. *The mathematical theory of information*. Urbana, Illinois, USA: The University of Illinois Press; 1949, 117 p.
20. Jacobson TKB, da Cunha Bustamante MM, Kozovits AR. Diversity of shrub tree layer, leaf litter decomposition and N release in a Brazilian Cerrado under N, P and N plus P additions. *Environmental Pollution*. 2011;159(10):2236-42.
21. Mori AS, Ota AT, Fujii S, Seino T, Kabeya D, Okamoto T, et al. Biotic homogenization and differentiation of soil faunal communities in the production forest landscape: taxonomic and functional perspectives. *Oecologia*. 2015;177:533-44.
22. Colwell RK, Chao A, Gotelli NJ, Lin S-Y, Mao CX, Chazdon RL, et al. Models and estimators linking individual-based and sample-based rarefaction, extrapolation and comparison of assemblages. *Journal of Plant Ecology*. 2012;5(1):3-21.
23. Chao A, Gotelli NJ, Hsieh T, Sander EL, Ma K, Colwell RK, et al. Rarefaction and extrapolation with Hill numbers: a framework for sampling and estimation in species diversity studies. *Ecological Monographs*. 2014;84(1):45-67.
24. Levin SA, Carpenter SR, Godfray HCJ, Kinzig AP, Loreau M, Losos JB, et al. *The Princeton guide to ecology*. Princeton, New Jersey: Princeton University Press; 2009.
25. Hammer Ø, Harper D, Ryan P. *Past: Paleontological Statistics Software Package for education and data analysis*. *Paleontología Electrónica* 4(1) art. 4: 1-9. URL: < [http://palaeo-electronica.org/2001\\_1/past/issue1\\_01.html](http://palaeo-electronica.org/2001_1/past/issue1_01.html). 2001.
26. Nejati J, Mozafari E, Saghafipour A, Kiyani M. Scorpion fauna and epidemiological aspects of scorpionism in southeastern Iran.

- Asian Pacific journal of tropical biomedicine. 2014;4:S217-S21.
27. Lourenço WR. What do we know about some of the most conspicuous scorpion species of the genus Tityus? A historical approach. *Journal of Venomous Animals and Toxins including Tropical Diseases*. 2015;21(1):20.
  28. Gefen E, Ar A. Temperature dependence of water loss rates in scorpions and its effect on the distribution of *Buthotus judaicus* (Buthidae) in Israel. *Comparative Biochemistry and Physiology Part A: Molecular & Integrative Physiology*. 2006;144(1):58-62.
  29. Yousef Mogaddam M, Dehghani R, Enayati AA, Fazeli-Dinan M, Vazirianzadeh B, Yazdani-Cherati J, et al. Scorpion Fauna (Arachnida: Scorpiones) in Darmian County, Iran (2015-2016). *Journal of Mazandaran University of Medical Sciences*. 2017;26(144):108-18. [In Persian].
  30. Dehghani R, Djadid ND, Shahbazzadeh D, Bigdelli S. Introducing *Compsobuthus matthiesseni* (Birula, 1905) scorpion as one of the major stinging scorpions in Khuzestan, Iran. *Toxicon*. 2009;54(3):272-5.
  31. Karataş A, Garkheloo MM, Uçak M. Contribution to the distribution of the scorpions of Iran: (Arachnida: Scorpiones). *Zoology in the Middle East*. 2012;55(1):111-20.
  32. Carvalho LS, Sebastian N, Araújo HF, Dias SC, Venticinque E, Brescovit AD, et al. Climatic variables do not directly predict spider richness and abundance in semiarid Caatinga vegetation, Brazil. *Environmental Entomology*. 2015;44(1):54-63.
  33. Wise DH. *Spiders in ecological webs*. Cambridge, UK: Cambridge University Press; 1995.
  34. Radmanesh M. Surveying scorpion sting in general. *Darou va Darman Journal*. 1990;8:26-30. [In persian].
  35. Farzanpey R. Scorpion and its Consequences. bites and its consequences. *Pajouhesh va Sazandegi*. 1994;7(4):123-25. [In persian].
  36. Dehghani R, Doroudgar A, Khademi M, Sayyah M. A survey of scorpion sting in the city of Kashan. *Journal of Esfahan University of Medical Sciences & Health Services*. 1998;3(2):132-35. [In persian].
  37. Dehghani R, Tirgari S, Sayyah M. A survey on scorpion fauna in Kashan. *Pajouhesh va Sazandegi*. 1998;11(1):126-27. [In persian].
  38. Isbister G, Volschenk E, Seymour J. Scorpion stings in Australia: five definite stings and a review. *Internal medicine journal*. 2004;34(7):427-30.
  39. Amr ZS. Scorpionism and Dangerous Species of Jordan. In: Gopalakrishnakone P, Possani L, F Schwartz E, Rodríguez de la Vega R. editors. *Scorpion Venom, Toxinology*, vol 4. Dordrecht, Netherlands: Springer; 2015; p. 181-200.
  40. Jackman JA, Brown E. *Scorpions. USA: Texas FARMER Collection*. 2005.
  41. Tirgari S, Zargan J. Scorpions in urban areas in Iran and recent progress of laboratory research (Scorpionida: Scorpionidae, Buthidae). In: Susan Jones, Jing Zhai and Wm H. Robinson editors. *The Proceeding of the 4th International Conference on Urban Pests; 2002 July 7-10; Charleston, South Carolina: USA*. p. 399-400.
  42. Duelli P, Obrist MK, Schmatz DR. Biodiversity evaluation in agricultural landscapes: above-ground insects. *Agriculture, Ecosystems & Environment*. 1999;74(1-3):33-64.
  43. Polis GA. *The biology of scorpions: Stanford University Press; 1990*.
  44. Pande S, Pawashe A, Bastawade D, Kulkarni P. Scorpions and molluscs: some new dietary records for Spotted Owllet *Athene brama* in India. *FOR ORNITHOLOGISTS*. 2004.